

OMIH-SS-112LM,300 ! PENDING OBSOLESCENCE



OEG


TE Internal #: 8-1440000-6

TE Internal Description: OMIH-SS-112LM,300

STD OEG Miniature PCB OJT Power Relays

[View on TE.com >](#)

Relays, Contactors & Switches > Relays > Power Relays > STD OEG Miniature PCB OJT Power Relays



Power Relay Type: **Standard**

Coil Magnetic System: **Monostable, DC**

Coil Power Rating Class: **500 – 600 mW**

Coil Power Rating DC: **540 mW**

Coil Resistance: **270 Ω**

[All STD OEG Miniature PCB OJT Power Relays \(0\)](#)

Features

Product Type Features

Power Relay Type	Standard
------------------	----------

Electrical Characteristics

Insulation Initial Dielectric Between Coil & Contact Class	4000 V
Insulation Initial Dielectric Between Open Contacts	1000 Vrms
Contact Limiting Making Current	16 A
Contact Limiting Short-Time Current	16 A
Contact Limiting Continuous Current	16 A
Insulation Creepage Class	5.5 – 8 mm
Insulation Initial Dielectric Between Contacts & Coil	5000 Vrms
Insulation Initial Resistance	1000 M Ω
Insulation Creepage Between Contact & Coil	8 mm [.315 in]
Contact Limiting Breaking Current	16 A
Coil Magnetic System	Monostable, DC

Coil Power Rating Class	500 – 600 mW
Coil Power Rating DC	540 mW
Coil Resistance	270 Ω
Coil Special Features	Sensitive Version, UL Coil Insulation Class A
Coil Voltage Rating	12 VDC
Contact Switching Load (Min)	100mA @ 5V
Contact Switching Voltage (Max)	30 VDC
Contact Voltage Rating	30 VDC

Body Features

Insulation Special Features	10000V Initial Surge Withstand Voltage between Contacts & Coil
Product Weight	13 g [.459 oz]

Contact Features

Contact Arrangement	1 Form A (NO)
Contact Current Class	10 – 20 A, 16 A
Contact Current Rating (Max)	16 A
Contact Material	AgSnO
Contact Number of Poles	1
Relay Terminal Type	PCB-THT

Mechanical Attachment

Relay Mounting Type	Printed Circuit Board
---------------------	-----------------------

Dimensions

Length Class (Mechanical)	25 – 30 mm
Insulation Clearance Class	5 – 8 mm
Height Class (Mechanical)	20 – 25 mm
Insulation Clearance Between Contact & Coil	5.5 mm [.217 in]
Width Class (Mechanical)	12 – 16 mm
Product Width	12.8 mm [.504 in]
Product Length	29.21 mm [1.15 in]
Product Height	20.6 mm [.811 in]

Usage Conditions

Environmental Ambient Temperature Class	50 – 70 °C
Environmental Ambient Temperature (Max)	70 °C [158 °F]

Packaging Features

Packaging Method	Box & Carton
------------------	--------------

Product Compliance




[For compliance documentation, visit the product page on TE.com>](#)

EU RoHS Directive 2011/65/EU	Compliant
EU ELV Directive 2000/53/EC	Compliant
China RoHS 2 Directive MIIT Order No 32, 2016	No Restricted Materials Above Threshold
EU REACH Regulation (EC) No. 1907/2006	Current ECHA Candidate List: JUNE 2022 (224) Candidate List Declared Against: JUN 2020 (209) Does not contain REACH SVHC
Halogen Content	Not Low Halogen - contains Br or Cl > 900 ppm.
Solder Process Capability	Wave solder capable to 265°C

Product Compliance Disclaimer

This information is provided based on reasonable inquiry of our suppliers and represents our current actual knowledge based on the information they provided. This information is subject to change. The part numbers that TE has identified as EU RoHS compliant have a maximum concentration of 0.1% by weight in homogenous materials for lead, hexavalent chromium, mercury, PBB, PBDE, DBP, BBP, DEHP, DIBP, and 0.01% for cadmium, or qualify for an exemption to these limits as defined in the Annexes of Directive 2011/65/EU (RoHS2). Finished electrical and electronic equipment products will be CE marked as required by Directive 2011/65/EU. Components may not be CE marked. Additionally, the part numbers that TE has identified as EU ELV compliant have a maximum concentration of 0.1% by weight in homogenous materials for lead, hexavalent chromium, and mercury, and 0.01% for cadmium, or qualify for an exemption to these limits as defined in the Annexes of Directive 2000/53/EC (ELV). Regarding the REACH Regulation, the information TE provides on SVHC in articles for this part number is based on the latest European Chemicals Agency (ECHA) 'Guidance on requirements for substances in articles' posted at this URL: <https://echa.europa.eu/guidance-documents/guidance-on-reach>

Compatible Parts

 <p>TE Part # CAT-OE4-OM5 STD OEG Miniature PCB OJT Power Relays</p>	 <p>TE Part # 1721535-2 OMIH-SS-105L1,300</p>	 <p>TE Part # 1721535-5 OMIH-SS-112L1,300</p>	 <p>TE Part # 1721535-8 OMIH-SS-124L1,300</p>
---	--	--	--

Documents

Product Drawings



OMIH-SS-112LM,300

English

CAD Files

3D PDF

3D

Customer View Model

[ENG_CVM_CVM_8-1440000-6_C3.2d_dxf.zip](#)

English

Customer View Model

[ENG_CVM_CVM_8-1440000-6_C3.3d_igs.zip](#)

English

Customer View Model

[ENG_CVM_CVM_8-1440000-6_C3.3d_stp.zip](#)

English

By downloading the CAD file I accept and agree to the [Terms and Conditions](#) of use.

Product Specifications

Definitions, Handling, Processing, Testing and Use of Relays

English

OMIH-SS-112LM,000 300 Spec Sheet

Japanese

Product Environmental Compliance

TE Material Declaration

English